


How to Properly Use the Multi-Chamber Insufflation Bag with a Luer Lock Catheter




www.promolife.com
888-742-3404




Step 1. Turn on Ozone Generator and oxygen source to desired settings.




Step 2. Connect Multi-Chamber Insufflation Bag to Ozone Out port of Ozone Generator (turn clockwise to tighten).



Step 3. Fill bag to desired amount.



Step 4. Disconnect Multi-Chamber Insufflation Bag by turning counter-clockwise and use white clamp to close off tube of bag.



Step 5. Turn off Ozone Generator and oxygen source.



Step 6. Screw on Luer Lock Catheter to Multi-Chamber Insufflation Bag (turn clockwise).



Step 7. Insert Catheter.



Step 8. Unclamp white clamp to perform insufflation.