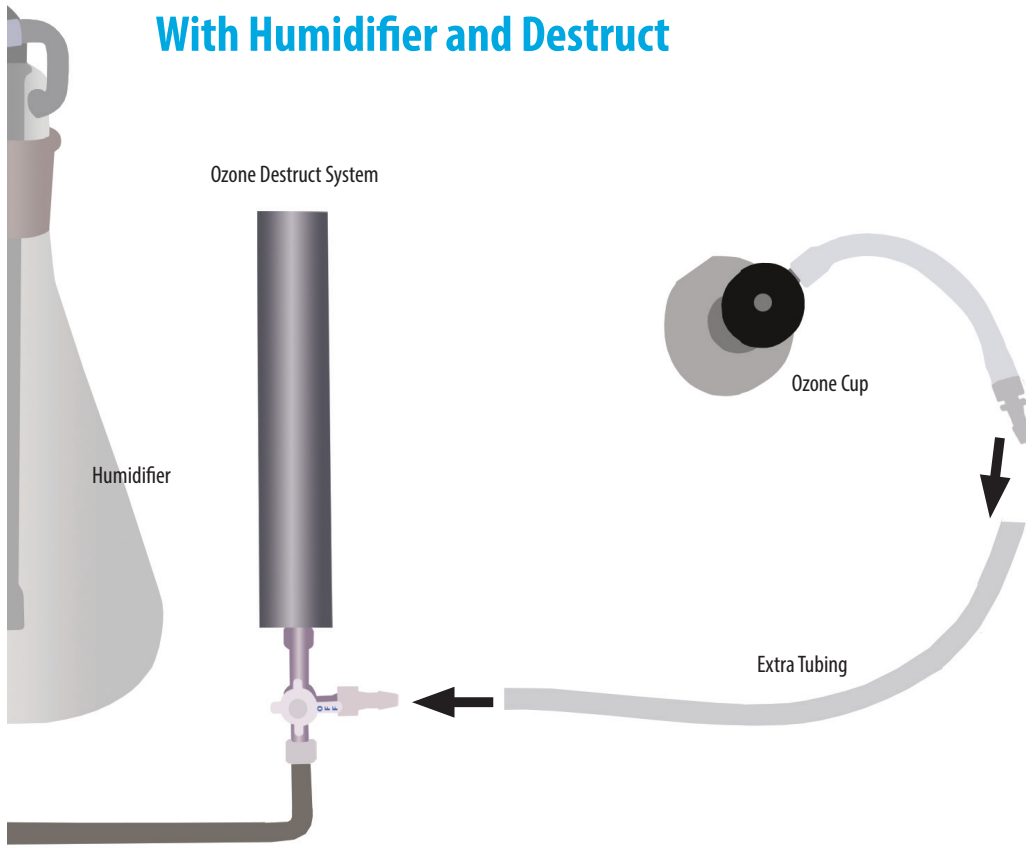
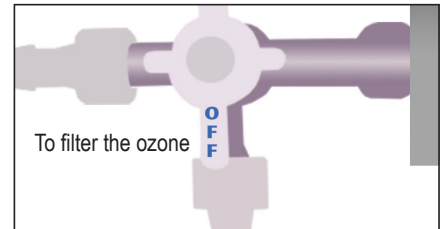


Using Ozone Cups

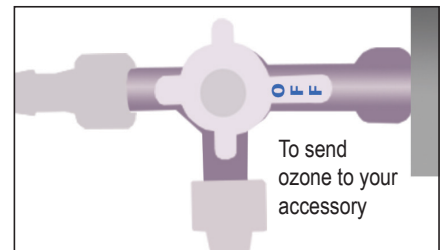
With Humidifier and Destruct



1. Attach an extra piece of tubing to the ozone cup and attach the other end to the ozone destruct as shown. Make sure the dial is turned toward the cup until you're ready to use it.



2. When you're ready, place the cup on your body and turn the destruct dial toward the destruct. When done, turn the dial back toward the cup (1).



You can also attach the ozone cup **directly to the Ozone Out port** on your ozone generator using the check valve and tubing kit. If you do this, we recommend lightly wetting the area to be treated before using the cup.