promolife
PROMOTING HEALTHY LIFESTYLES

Humidified O3 with Cupping

(You will need to hook up your humidifier first, see instructions)

After you run ozone through the water for 5 to 10 minutes, adjust ozone concentration to what is needed.



1. Attach tubing set to the side port of the ozone destruct system.



2. Attach the ozone cupping funnel to the end of tubing set.

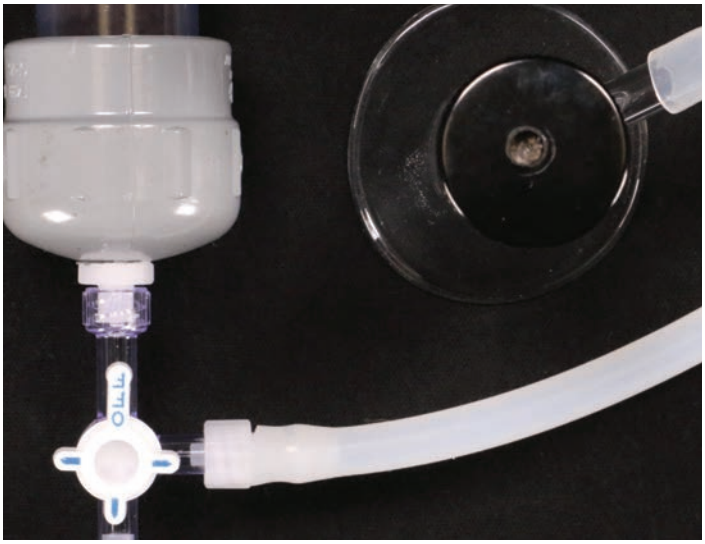

3. To begin using the ozone cupping funnel, turn the Off on the destruct system toward the destruct system.

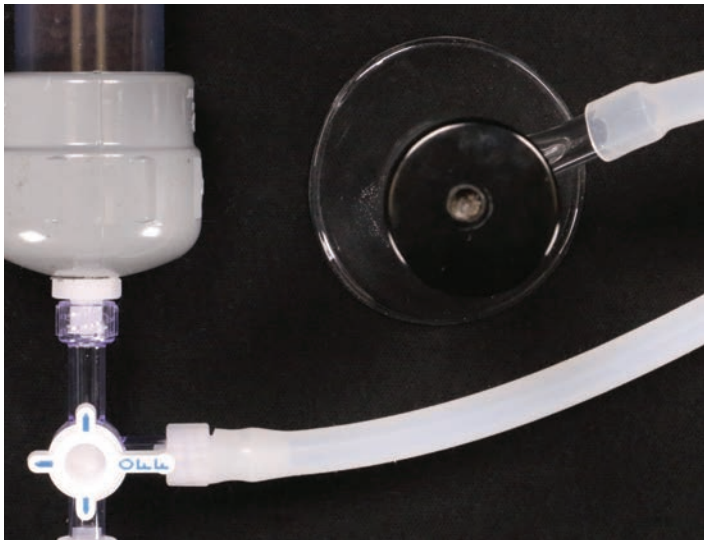

4. When finished, turn the Off back toward the side.

NOTE: It can be beneficial to dampen the skin with water before placing the cup.

You can also use the ozone cup without the humidifier by attaching tubing directly to the Ozone Out port on the ozone generator. (see right)