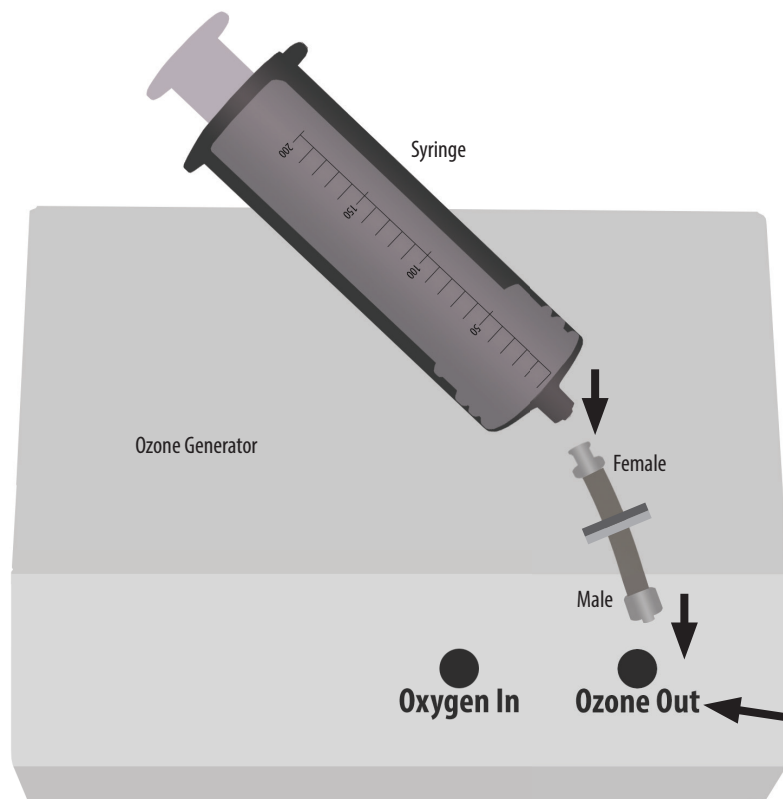
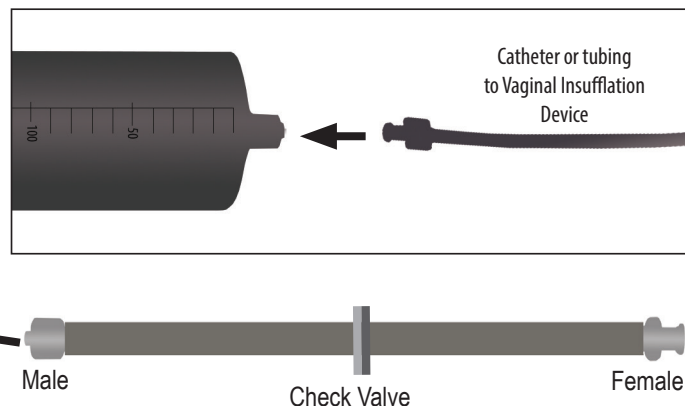


Using a 200ml Ozone Syringe

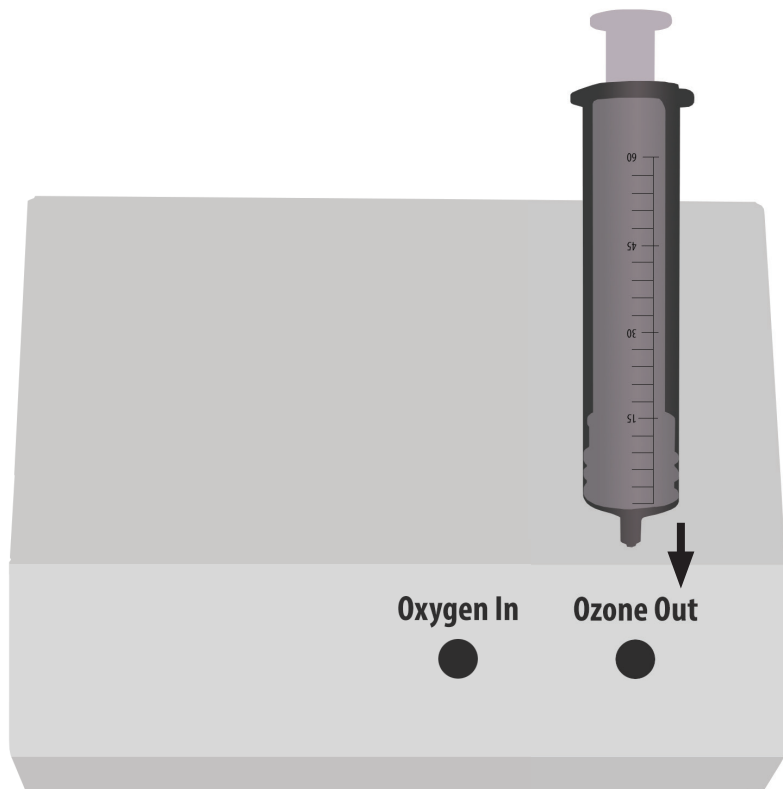


1. Using the included check valve tubing (diagram below), attach the syringe to the Ozone Out on the ozone generator. We do not recommend attaching this syringe directly to the generator. Once it's full, disconnect the syringe and hold it with the plunger facing down.

2. Attach a catheter or Vaginal Insufflation Device to the syringe. When you're ready to begin your insufflation, slowly depress the plunger to push ozone out of the syringe.



Using 60ml, Glass and Plastic Syringes with Ozone



1. Attach the syringe directly to the Ozone Out on the ozone generator. Once it's full, disconnect the syringe and hold it upside down.

2. Attach a catheter for rectal or vaginal insufflations (or the Vaginal Insufflation Device), a syringe cover for sinus insufflations, or an intravenous accessory (catheter shown below).

3. When you're ready to use ozone, depress the plunger to push ozone out of the syringe.

We don't recommend using humidification with these syringes.

